

2" FULL FREE PASSAGE
SUBMERSIBLE SEWAGE PUMP

HIPPO

SERIES 60HZ



Features

- Vortex impeller design
- 2" discharge with PT inner thread
- 2" (50mm) solid free passage
- EKK Eagle Burgmann double mechanical seal CA/CE & SIC/SIC
- Stainless Steel motor housing

Applications

- For heavy-duty applications with soiled biological wastewater, sewage, rainwater
- For both domestic and professional use

Data Chart

Type	Output		Discharge Inch	F.L.A.			Rated		Maximum		Free Passage mm	Weight(W/O Cable)	
	HP	KW		1ø 230V	3ø 230V	3ø 460V	Head FT	Cap. GPM	Head FT	Cap. GPM		1ø-kg	3ø-kg
HIPPO-50	0.5	0.37	2"	4.5A	3A	1.5A	15	55	24	95	50	12.9	12.9
HIPPO-50Q	0.5	0.37	2"	4.5A	3A	1.5A	15	50	22	95	50	14.3	14.3
HIPPO-75	0.75	0.55	2"	5.5A	3.6A	1.8A	19.7	65	31	106	50	13.9	13.9
HIPPO-75Q	0.75	0.55	2"	5.5A	3.6A	1.8A	19.7	60	28	105	50	15.3	15.3
HIPPO-100	1	0.75	2"	7A	5A	2.5A	23	75	37.7	125	50	15.4	15.4
HIPPO-100Q	1	0.75	2"	7A	5A	2.5A	23	70	33.5	125	50	16.8	16.8
HIPPO-150S(T)	1.5	1.1	2"	9.3A	6.2A	3.1A	26	105(100)	46.5	158.5	50	24.2	24.2
HIPPO-150QS(QT)	1.5	1.1	2"	9.3A	6.2A	3.1A	26	100(95)	43	158.5	50	26.2	26.2
HIPPO-200	2	1.5	2"	10.5A	7A	3.5A	36	105	55	190	50	25.2	25.2
HIPPO-200Q	2	1.5	2"	10.5A	7A	3.5A	36	100	52.5	191	50	27.2	27.2

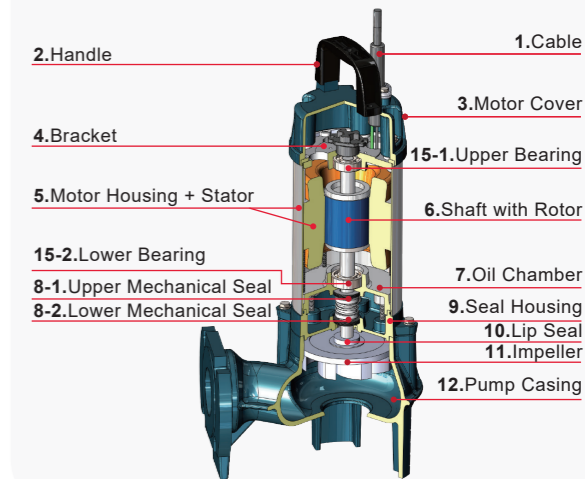
» HIPPO series standard version features a vertical, threaded outlet pump body.
 » (Q) in the name-coding identifies the pump with horizontal flanged outlet.
 » S identifies single phase ; T identifies three phase.

Specifications

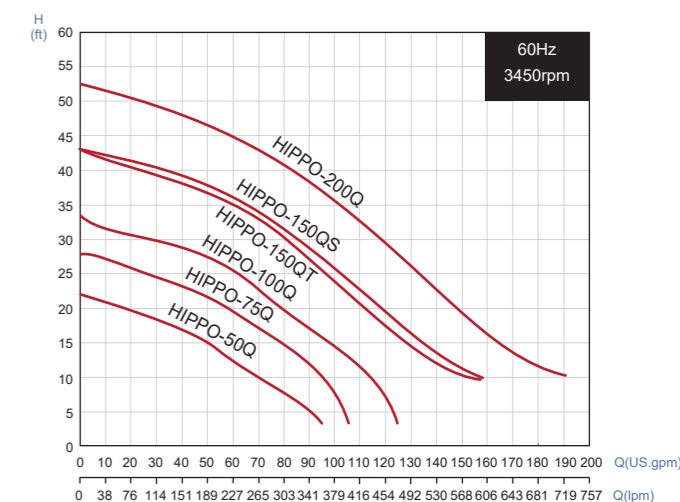
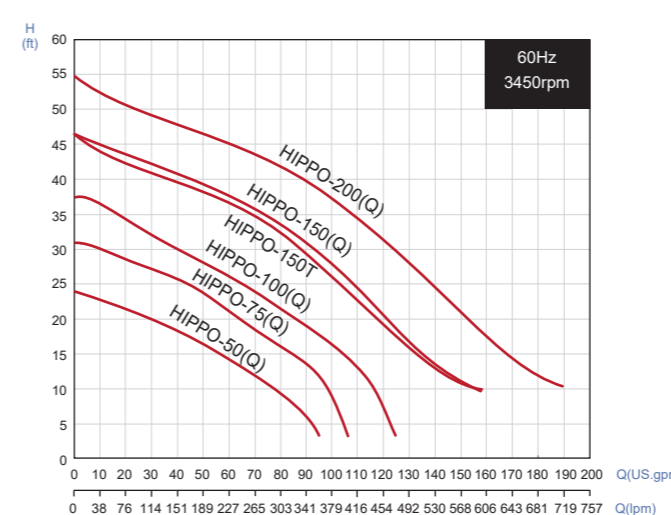
Motor Part	Liquid Temperature	0~40°C (32~104°F)
	Submersible depth	10M
	Frequency	60Hz
	Pole	2 Pole
Pump Part	Type	Dry Type
	Insulation	Class B
	Protection	IP 68
	Protector	Auto-cut
	Bearing	Ball Type
	Mechanical Seal	Double Mechanical Seal
	Impeller	Vortex Impeller

» QH coupling foot is suitable for HIPPO Q type models.
 » All single-phase pumps can be equipped with float switch upon request.
 » Elbow Kit is optional for HIPPO-Q horizontal flanged outlet pump.

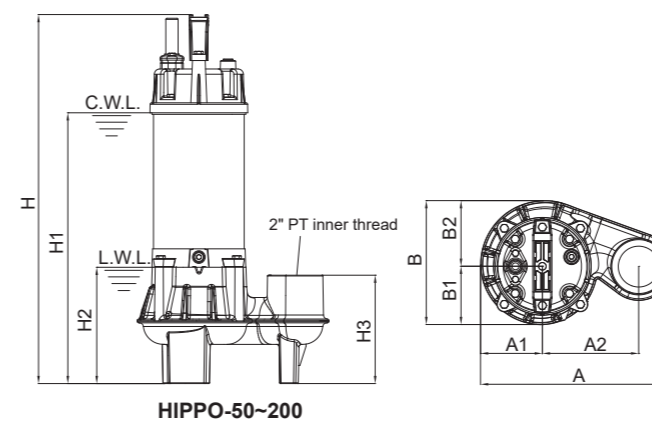
Section View



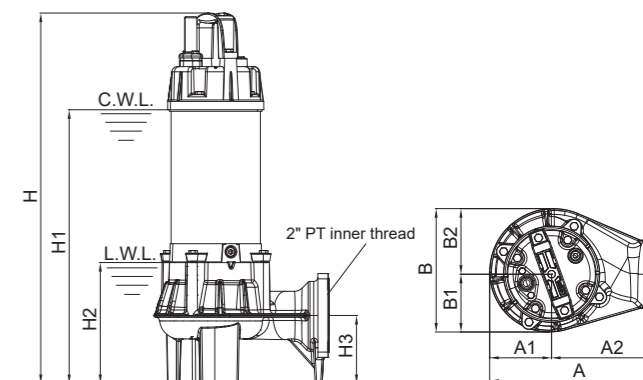
Performance Curve



All technical information is subject to change without notice.



HIPPO-50~200



HIPPO-50Q~200Q

Dimensions (mm)

Type	A	A1	A2	B	B1	B2	H	H1	H2	H3
HIPPO-50	260	89	125	170	90	80	466	336	151	141
HIPPO-50Q	235	85	150	170	85	85	470	342	161	90
HIPPO-75	260	89	125	170	90	80	482	352	151	141
HIPPO-75Q	235	85	150	170	85	85	486	358	161	90
HIPPO-100	260	89	125	170	90	80	496	366	151	141
HIPPO-100Q	235	85	150	170	85	85	500	372	161	90
HIPPO-150	272	93	130	187	87	100	506	376	151	143
HIPPO-150Q	248	93	155	190	95	95	510	373	158	90
HIPPO-200	272	93	130	187	87	100	520	396	151	143
HIPPO-200Q	248	93	155	190	95	95	530	393	158	90