

2.5" & 3" FULL FREE PASSAGE
SUBMERSIBLE SEWAGE PUMP

HIPPO DN

SERIES 50HZ



HIPPO-150 DN80 with QD-80



HIPPO-200 DN65

Features

- Vortex impeller design
- 2.5" & 3" (65mm & 76mm) solid free passage
- EKK Eagle Burgmann double mechanical seal CA/CE & SIC/SIC
- Stainless Steel motor housing
- Volute connection available in DIN PN10/16

Applications

- For heavy-duty applications with soiled biological wastewater, sewage, rainwater
- For both domestic and professional use

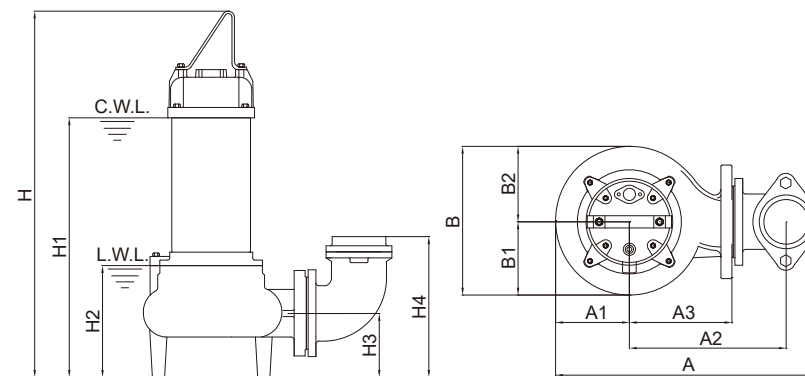
Data Chart

Type	Output		Discharge Inch	F.L.A.		Rated		Maximum		Free Passage mm	Weight(W/O Cable)		Q.D.C.
	HP	KW		1ø 230V	3ø 400V	Head M	Cap. LPM	Head M	Cap. LPM		1ø-kg	3ø-kg	
HIPPO-150 DN65	1.5	1.1	2.5"	10A	3A	6.6	330	11	600	65	30.7	30.7	QM-65/QD-65
HIPPO-200 DN65	2	1.5	2.5"	12A	3.9A	8.4	360	13	720	65	32.9	32.9	QM-65/QD-65
HIPPO-300 DN65	3	2.2	2.5"	-	6A	12.6	300	17	870	65	-	34	QM-65/QD-65
HIPPO-400 DN65	4	3	2.5"	-	6.7A	13	500	20	1000	65	-	41.7	QM-65/QD-65
HIPPO-550 DN65	5.5	4.1	2.5"	-	9.1A	15	500	22.5	1200	65	-	43.7	QM-65/QD-65
HIPPO-150 DN80	1.5	1.1	3"	10A	3A	4.4	415	7	630	76	40.4	40.4	QD-80
HIPPO-200 DN80	2	1.5	3"	12A	3.9A	5	460	9	780	76	42.6	42.6	QD-80
HIPPO-300 DN80	3	2.2	3"	-	6A	9.5	400	13	1100	76	-	43.7	QD-80
HIPPO-400 DN80	4	3	3"	-	6.7A	8	600	15.5	1200	76	-	49.9	QD-80
HIPPO-550 DN80	5.5	4.1	3"	-	9.1A	8	900	18.5	1350	76	-	51.9	QD-80
HIPPO-750 DN80	7.5	5.5	3"	-	12.3A	11	900	18	1600	76	-	65.5	QD-80
HIPPO-750H DN80	7.5	5.5	3"	-	12A	16	710	21	1100	76	-	65.5	QD-80

» All single-phase pumps can be equipped with float switch upon request.
» The QD-65&QD-80 are designed together with elbow

» H identifies high head version.


Section View



HIPPO-150~550 DN65

Dimensions (mm)

Type	A	A1	A2	A3	B	B1	B2	H	H1	H2	H3	H4
HIPPO-150 DN65	410	145	240	180	235	120	115	580	405	185	105	215
HIPPO-200 DN65	410	145	240	180	235	120	115	600	425	185	105	215
HIPPO-300 DN65	410	145	240	180	235	120	115	630	455	185	105	215
HIPPO-400 DN65	399	123	229	191	247	122	125	633	477	185	105	215
HIPPO-550 DN65	399	123	229	191	247	122	125	657	490	185	105	215
HIPPO-150 DN80	550	122	320	180	257	127	130	615	440	220	130	270
HIPPO-200 DN80	550	122	320	180	257	127	130	635	460	220	130	270
HIPPO-300 DN80	550	122	320	180	257	127	130	665	490	220	130	270
HIPPO-400 DN80	567	125	334	194	250	123	127	653	497	208	130	270
HIPPO-550 DN80	567	125	334	194	250	123	127	685	518	208	130	270
HIPPO-750 DN80	571	126	337	194	250	122	128	760	585	230	130	270
HIPPO-750H DN80	571	126	337	194	250	122	128	760	585	230	130	270

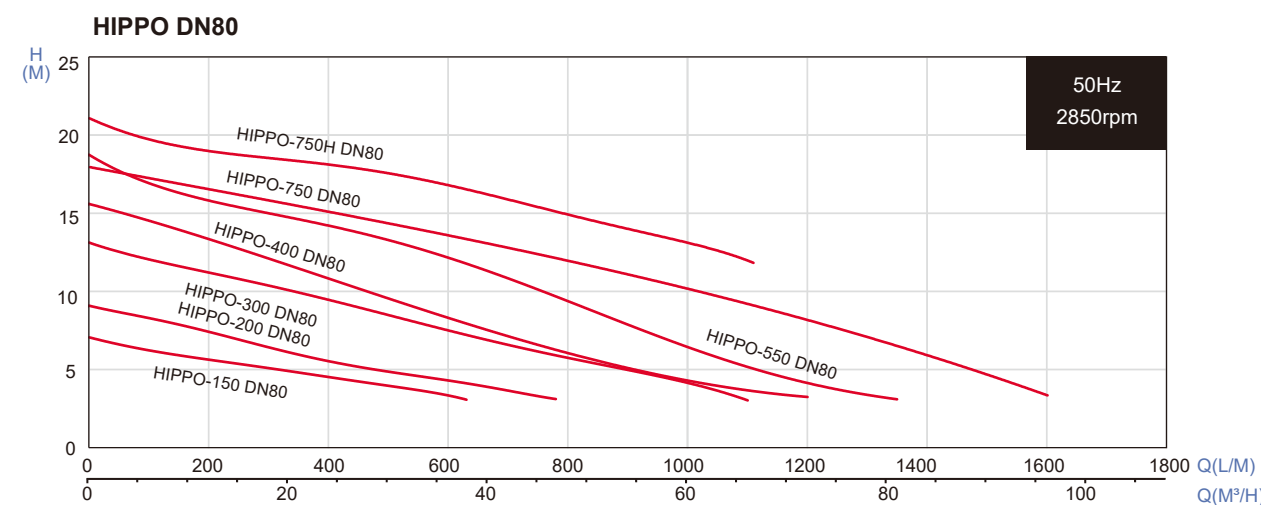
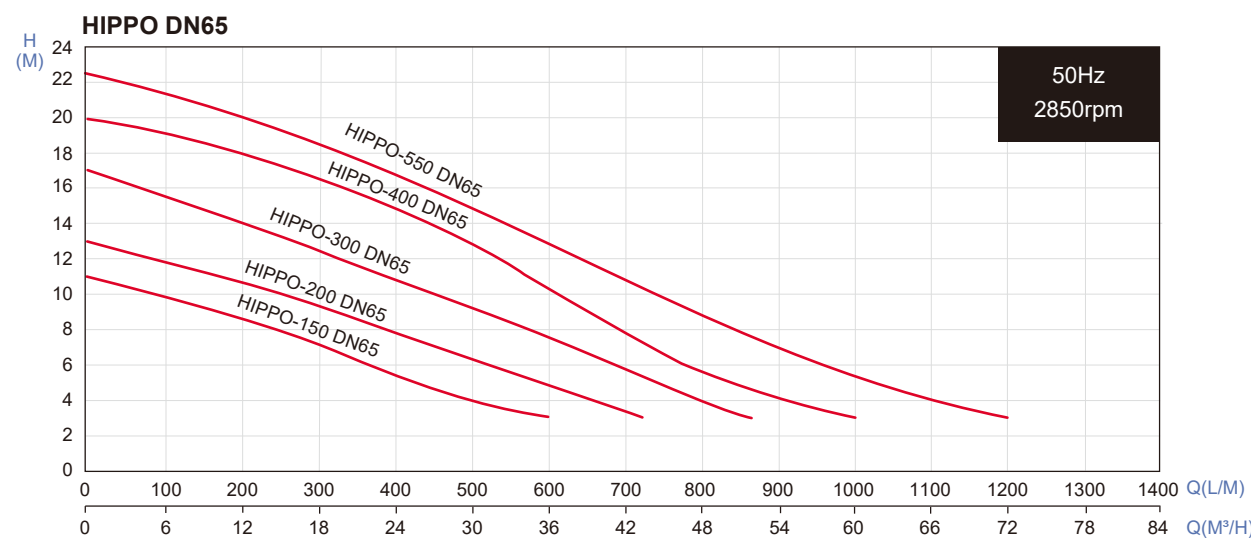


- 2.Handle
- 3.Motor Cover
- 4.Bracket
- 5.Motor Housing + Stator
- 6.Shaft with Rotor
- 7.Oil Chamber
- 8-1.Upper Mechanical Seal
- 8-2.Lower Mechanical Seal
- 9.Seal Housing
- 10.Lip Seal
- 11.Impeller
- 12.Pump Casing
- 15-1.Upper Bearing
- 15-2.Lower Bearing
- 16.Cable



Vortex Impeller

Performance Curve



All technical information is subject to change without notice.