


LIGHTWEIGHT SUBMERSIBLE DEWATERING PUMP

EUS

SERIES 50HZ



Agitator

Optional Suction Plate
transfer to residue dewatering pump
available for 0.5HP and 1HP
» Removal of residual water down to 3mm

DU PONT Hytel®
Steel coated with
thermoplastic
polyester elastomer

Features

- High abrasive resistance resin semi-open impeller and material by DuPont
- Double mechanical seal / Designed Agitator
- Auto reset thermal protector / Non air locking
- Auto version for small pit usage

Applications

- Residential, commercial, industrial dewatering and site drainage
- Decorative waterfalls and fountains
- Raw water supply from lakes or rivers
- Sediment removal from small sumps or basins
- Suitable to use in snoring mode

Data Chart

Type	Output		Discharge	F.L.A.		Rated		Maximum		Free Passage	Weight(W/O Cable)	
	HP	kW		1ø	3ø	Head	Cap.	Head	Cap.		mm	1ø-kg
50EUS-5.05	0.5	0.37	2"	3A	1.1A	9.6	110	12	240	6	11.3	11.3
50(80)EUS-5.10	1	0.75	2"(3")	5.8A	1.9A	12	190	18	375	6	13.9	13.9
80EUS-5.10L	1	0.75	3"	5.8A	2.2A	6	290	10	560	6	16.8	16.8
50(80)EUS-5.20C	2	1.5	2"(3")	11.2A	2.9A	13	260	17.5	515	6	18.1	18.1
50(80)EUS-5.20	2	1.5	2"(3")	13A	3.7A	16	315	21.5	658	6	18.1	18.1

» All single-phase and three-phase pumps can be equipped with float switch upon request.
» C identify ECO, Lower input ; L identify Larger flow

Specifications

Liquid Temperature	0~40°C (32~104°F)	
Submersible depth	10M	
Motor Part	Frequency	50Hz
	Pole	2 Pole
	Type	Dry Type
	Insulation	0.5~1HP:Class B ; 2HP:Class F
Pump Part	Protection	IP 68
	Protector	Auto-cut
	Bearing	Ball Type
	Mechanical seal	Double Mechanical Seal
	Impeller	Semi-open Impeller

KLIXON

KLIXON protector provides protection against overheating from all running and stalled rotor conditions including:

- Plugging duty
- Stalling or failure to start
- Heavy overloads
- High ambient
- Ventilation failures

1PH Protector (Thermal)

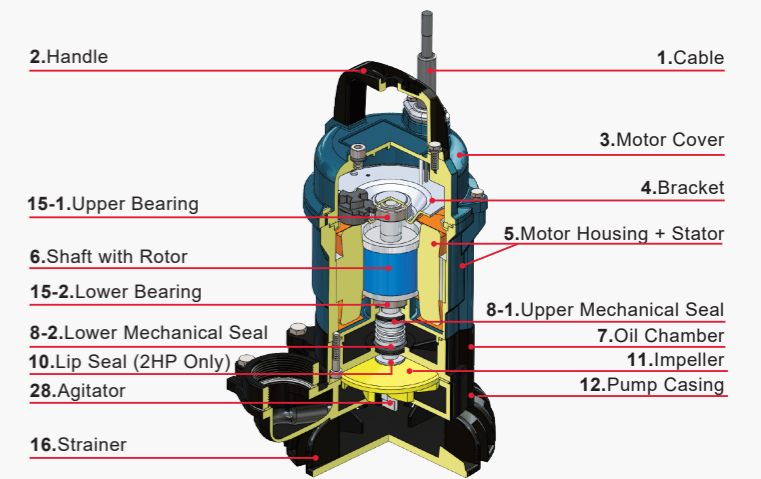


1PH Protector (optional) (overheat & overload)



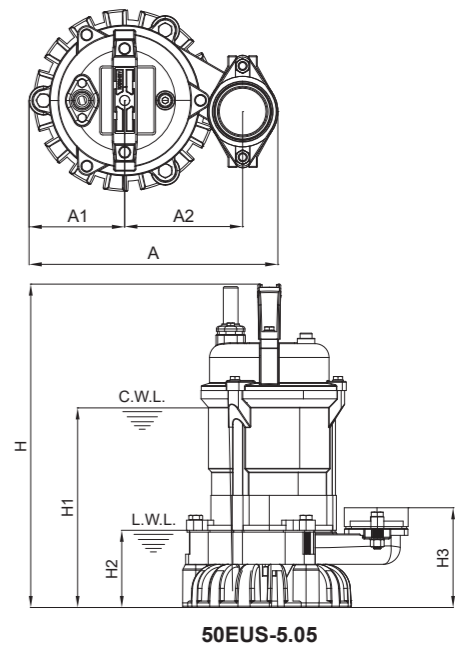
3PH Protector (overheat, overload, phase failure)

Section View

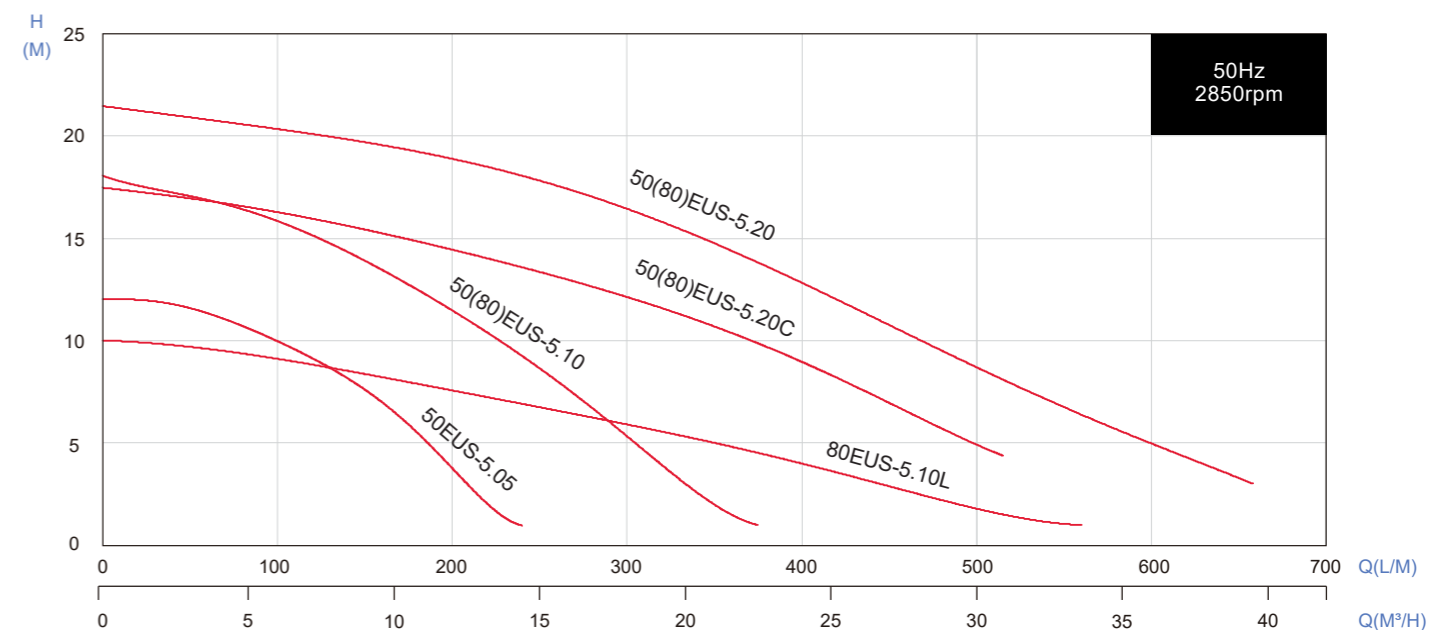


Dimensions (mm)

Type	A	A1	A2	H	H1	H2	H3
50EUS-5.05	243	94	117	352	200	84	110
50(80)EUS-5.10	279	94	133	377	225	84	121
80EUS-5.10L	284	94	138	426.5	294	112	149.7
50(80)EUS-5.20C	313	107	155	464	308	94	130
50(80)EUS-5.20	313	107	155	464	308	94	130



Performance Curve



All technical information is subject to change without notice.