



LIGHTWEIGHT SUBMERSIBLE DEWATERING PUMP EUB-M 2~7.5HP SERIES 50HZ



High Chrome Steel
Semi-open Impeller

Features

- Semi-open impeller made of High Chrome Steel
- High resistance to abrasive liquids
- Stainless steel outer casing & strainer
- Double mechanical seal in CA/CE+SIC/SIC
- Heat Treated Stainless Steel Shaft in AISI 410
- Efficient circumferential cooling for continuous duty
- Robust construction with Aluminium material, 14~17% lighter than Cast Iron dewatering pump

Applications

- Site drainage, mining, tunneling, public works, floods
- Cement industry, river intake, civil engineering projects

Data Chart

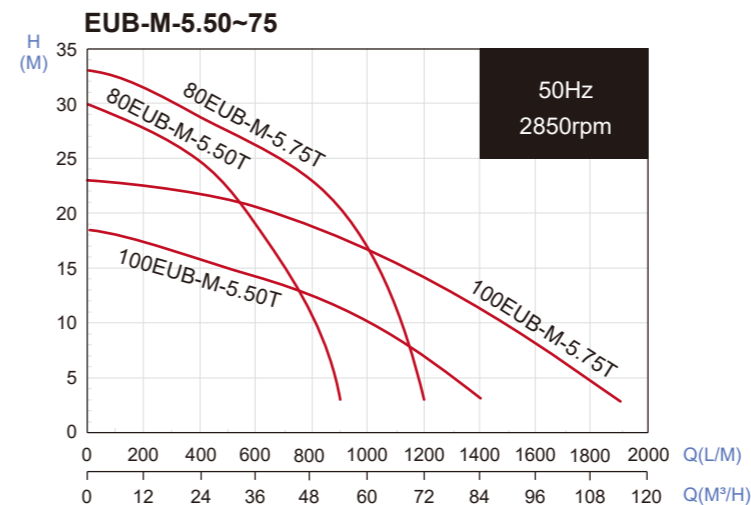
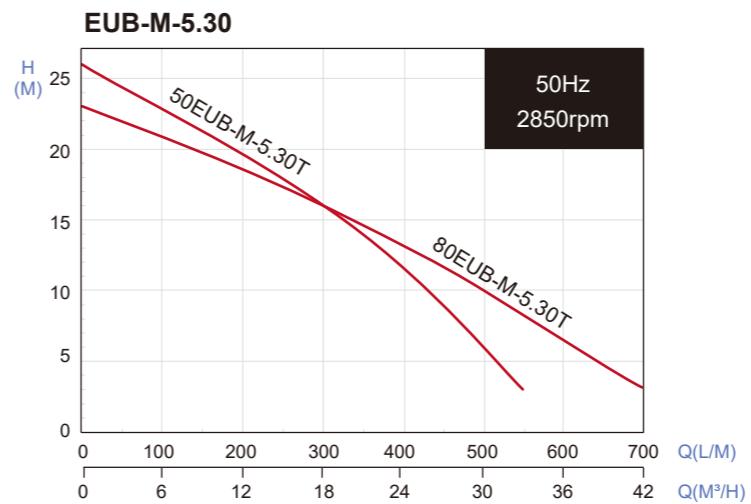
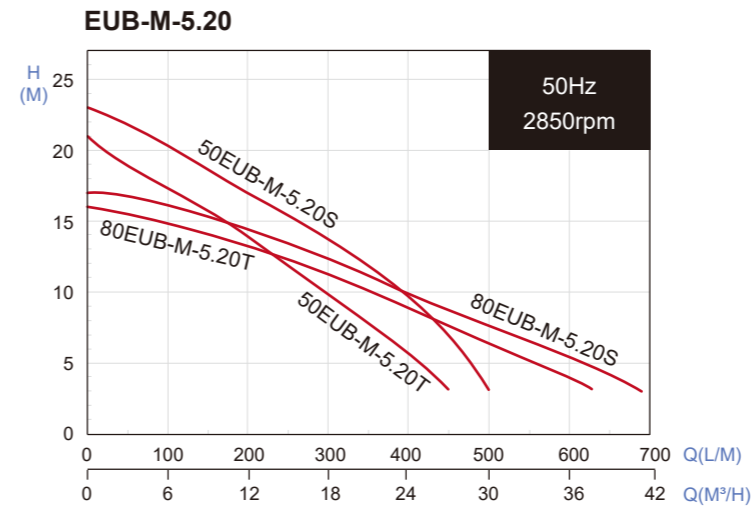
Type	Output		Discharge Inch	F.L.A.		Rated		Maximum		Free Passage mm	Weight(W/O Cable)	
	HP	kW		1ø 230V	3ø 400V	Head M	Cap. LPM	Head M	Cap. LPM		1ø-kg	3ø-kg
50EUB-M-5.20S	2	1.5	2"	12.5A	-	15	270	23	500	9	27.5	-
80EUB-M-5.20S	2	1.5	3"	12.5A	-	10	400	17	690	9	27.5	-
50EUB-M-5.20T	2	1.5	2"	-	3.5A	13	220	21	450	9	-	26.4
80EUB-M-5.20T	2	1.5	3"	-	3.5A	9	400	16	630	9	-	25.9
50EUB-M-5.30T	3	2.2	2"	-	5.2A	15	330	26	550	9	-	29.8
80EUB-M-5.30T	3	2.2	3"	-	5.2A	10	500	23	700	9	-	30.0
80EUB-M-5.50T	5	3.7	3"	-	9.5A	19	600	30	900	10	-	35.6
100EUB-M-5.50T	5	3.7	4"	-	9.5A	12.5	800	18.5	1400	10	-	34.9
80EUB-M-5.75T	7.5	5.5	3"	-	12.5A	25	680	33	1200	10	-	51.6
100EUB-M-5.75T	7.5	5.5	4"	-	12.5A	16	1060	23	1900	10	-	51.4

» S: Single phase ; T: Three phase

Specifications

Liquid Temperature		0~40°C (32~104°F)
Submersible depth		20M
Motor Part	Frequency	50Hz
	Pole	2 Pole
	Type	Dry Type
	Insulation	Class F
	Protection	IP 68
Pump Part	Protector	Auto-Cut
	Bearing	Ball Type
	Mechanical seal	Double Mechanical Seal
	Impeller	Semi-open Impeller

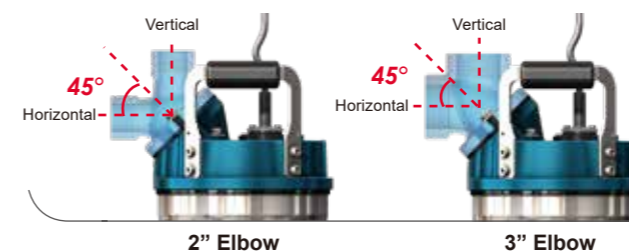
Performance Curve



All technical information is subject to change without notice.

Standard Discharge Elbow

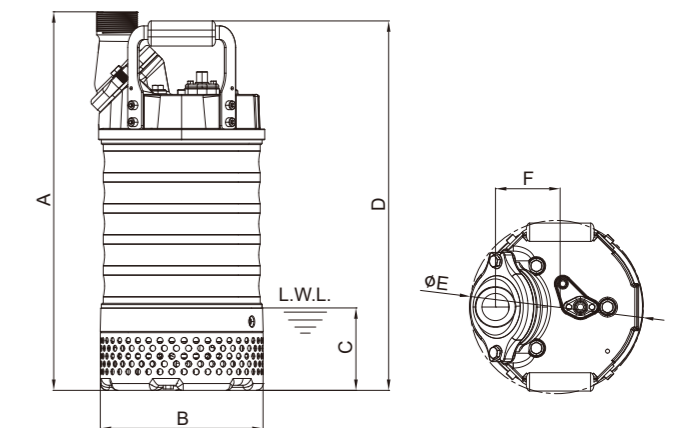
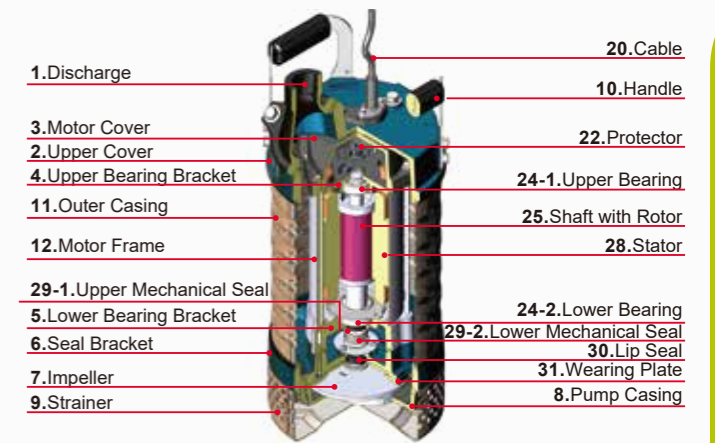
45° Elbow Bend to Select Discharge Direction



2" Elbow

3" Elbow

Section View



EUB-M-5.20~75

Dimensions (mm)

Type	A	B	C	D	E	F
50EUB-M-5.20	559	240	122	545	256	96
80EUB-M-5.20	555	240	122	545	274	107
50EUB-M-5.30	588	240	122	577	256	96
80EUB-M-5.30	587	240	122	577	274	107
80EUB-M-5.50	596	240	131	586	277	106
100EUB-M-5.50	586	240	131	586	288	106
80EUB-M-5.75	644	284	133	632	303	123
100EUB-M-5.75	633	284	133	632	320	127

Optional Central Elbow

Central Elbow Discharge Accessory



2" Central Elbow

3" Central Elbow