

LIGHTWEIGHT SUBMERSIBLE DEWATERING PUMP EUB-M 10~20HP SERIES 60HZ



Features

- Closed impeller design made of High Chrome Steel
- High resistance to abrasive liquids
- Stainless Steel outer casing & strainer
- EKK Eagle Burgmann double mechanical seal CA/CE & SIC/SIC
- Heat Treated Stainless Steel Shaft in AISI 410/420
- Efficient circumferential cooling for continuous duty

Applications

- Site drainage, mining, tunneling, public works, floods
- Cement industry, river intake, civil engineering projects

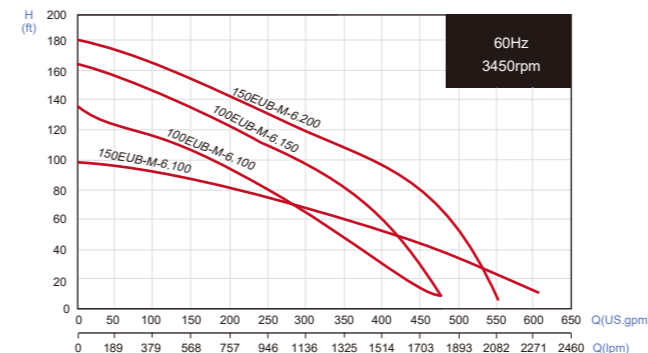
Data Chart

Type	Output		Discharge Inch	F.L.A.			Rated		Maximum		Free Passage mm	Weight(W/O Cable) kg
	HP	kW		1φ 230V	3φ 230V	3φ 460V	Head FT	Cap. GPM	Head FT	Cap. GPM		
100EUB-M-6.100	10	7.5	4"	-	36A	18A	78.7	250	134.5	475	10	69
150EUB-M-6.100	10	7.5	6"	-	36A	18A	55.7	380	98.4	605	10	70
100EUB-M-6.150	15	11	4"	-	50A	25A	115	235	164	475	10	104
150EUB-M-6.200	20	15	6"	-	52A	26A	115	330	180	555	10	112

Specifications

Liquid Temperature		0~40°C (32~104°F)
Submersible depth		20M
Motor Part	Frequency	60Hz
	Pole	2 Pole
	Type	Dry Type
	Insulation	Class F
	Protection	IP 68
	Protector	Auto-Cut
Pump Part	Bearing	Ball Type
	Mechanical seal	Double Mechanical Seal
	Impeller	Closed Impeller

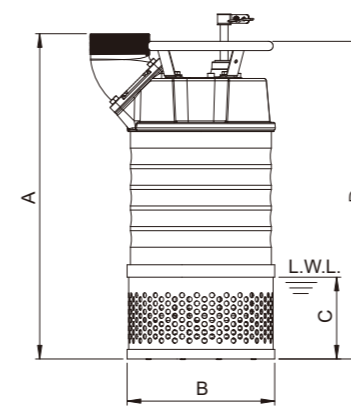

Performance Curve



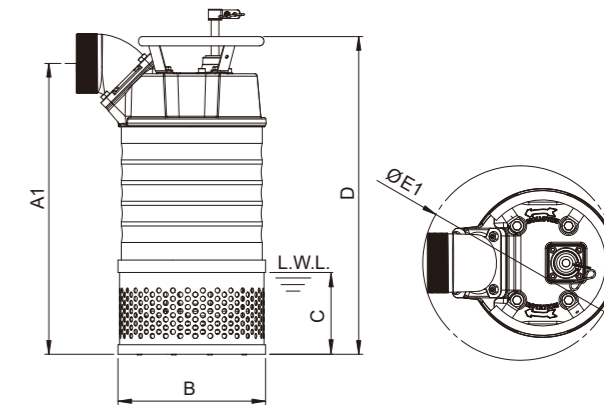
All technical information is subject to change without notice.

Standard Discharge Elbow

45° Elbow Bend to Select Discharge Direction



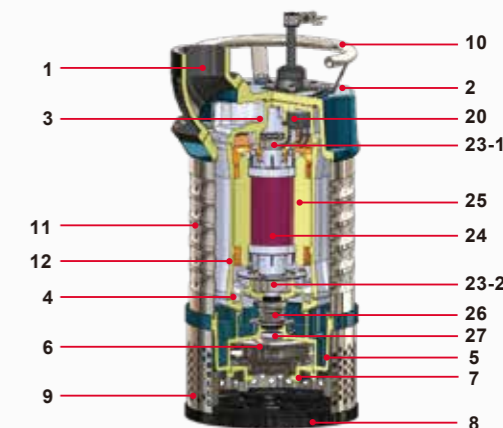
VERTICAL DISCHARGE MODE



HORIZONTAL DISCHARGE MODE

Dimensions (mm)

Type	A	A1	B	C	D	E	E1	F
100EUB-M-6.100	630	564	286	159	616	360	377	158
150EUB-M-6.100	637	579	286	159	616	390	389	173
100EUB-M-6.150	721	655	286	151	712	403	420	181
150EUB-M-6.200	730	671	286	151	712	423	435	201



Parts and Material List

No.	Part	Material
1	Discharge	ASTM A356
2	Upper Cover	ASTM A356
3	Motor Cover	ASTM A356
4	Lower Bearing Bracket	ASTM A48 Class 30
5	Pump Casing	ASTM A48 Class 30 (10HP) ASTM A536 100-70-03 (15~20HP)
6	Impeller	High Chrome Steel
7	Suction Plate	ASTM A536 100-70-03 (10HP)
7-1	Seal Housing	ASTM A356 / BUNA N (15~20HP)
8	Base Plate	ASTM A356
9	Strainer	AISI 304
10	Handle	AISI 304
11	Outer Casing	AISI 304
12	Motor Frame	ASTM A356
20	Protector	YAMADA
23-1	Upper Bearing	NTN/TPI
23-2	Lower Bearing	NTN/TPI
24	Rotor and Shaft	AISI 410 (10HP); AISI 420 (15~20HP)
25	Stator	
26	Mechanical Seal	Upper: CA/CE Lower: SIC/SIC
27	Lip Seal	BUNA N

TPI is a family brand of NTN group.