

# LIGHTWEIGHT SUBMERSIBLE DEWATERING PUMP EUB-M 10~20HP SERIES 50HZ



High Chrome Steel Closed Impeller

Expelling solid design on the back of the impeller

## Features

- Closed impeller design made of High Chrome Steel
- High resistance to abrasive liquids
- Stainless Steel outer casing & strainer
- EKK Eagle Burgmann double mechanical seal CA/CE & SIC/SIC
- Heat Treated Stainless Steel Shaft in AISI 410/420
- Efficient circumferential cooling for continuous duty

## Applications

- Site drainage, mining, tunneling, public works, floods
- Cement industry, river intake, civil engineering projects

## Specifications


Liquid Temperature		0~40°C (32~104°F)	
Submersible depth		20M	
Motor Part	Frequency	50Hz	
	Pole	2 Pole	
	Type	Dry Type	
	Insulation	10HP:Class F ;15~20HP:Class H	
	Protection	IP 68	
Pump Part	Protector	Auto-Cut	
	Bearing	Ball Type	
	Mechanical seal	Double Mechanical Seal	
Impeller		Closed Impeller	

## Data Chart

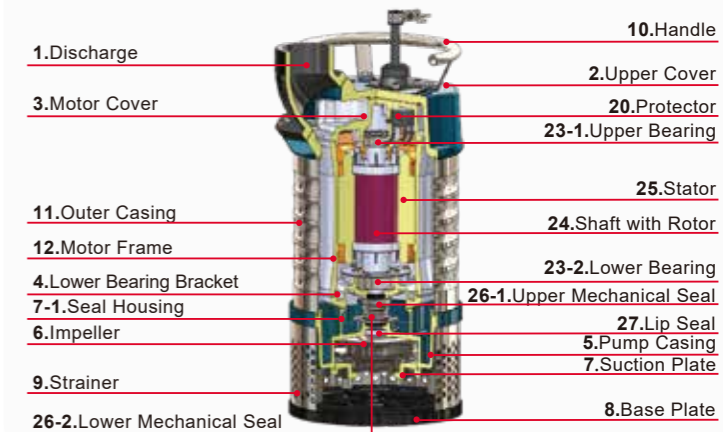
Type	Output		Discharge Inch	F.L.A.		Rated		Maximum		Free Passage mm	Weight(W/O Cable) kg
	HP	kW		1ø 230V	3ø 400V	Head M	Cap. LPM	Head M	Cap. LPM		
100EUB-M-5.100	10	7.5	4"	-	16A	25	980	39	1900	10	69
150EUB-M-5.100	10	7.5	6"	-	16A	15	1550	29	2250	10	70
100EUB-M-5.150	15	11	4"	-	22A	35	1000	50	1800	10	104
150EUB-M-5.200	20	15	6"	-	27A	35	1500	54	2200	10	112

## Standard Discharge Elbow

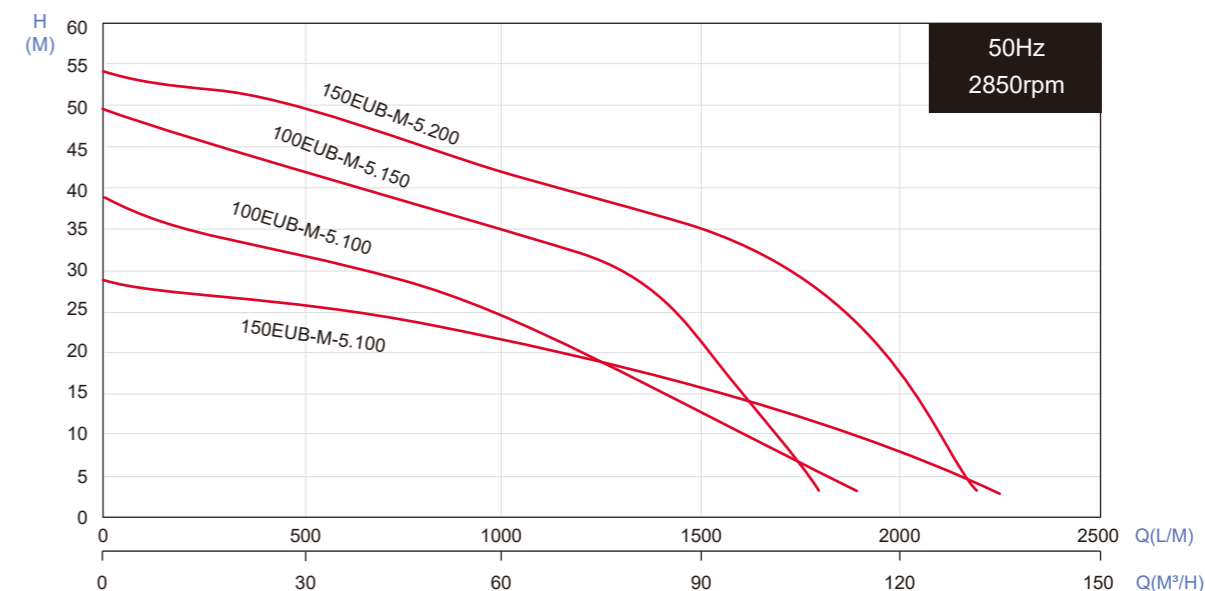
45° Elbow Bend to Select Discharge Direction



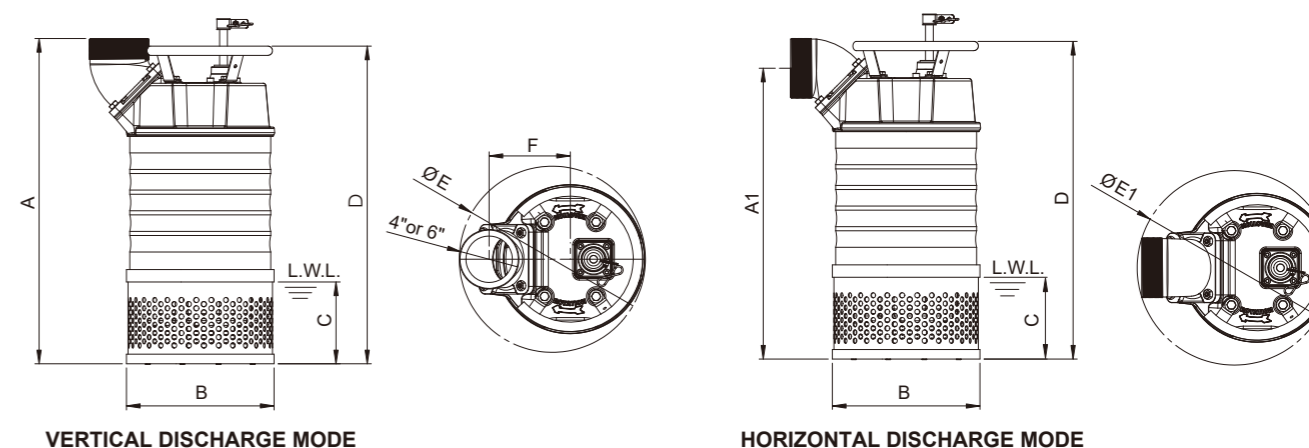
## Section View



## Performance Curve



All technical information is subject to change without notice.



## Dimensions (mm)

Type	A	A1	B	C	D	E	E1	F
100EUB-M-5.100	630	564	286	159	616	360	377	158
150EUB-M-5.100	637	579	286	159	616	390	389	173
100EUB-M-5.150	721	655	286	151	712	403	420	181
150EUB-M-5.200	730	671	286	151	712	423	435	201