

SUBMERSIBLE DEWATERING PUMP

DIVA

SERIES 60HZ



High Chrome Steel Semi-open Impeller

Agitator (Optional) EN-GJS-500

Features

- Double mechanical seal SIC/SIC with SIC/SIC in oil bath
- Heavy-duty with drainage mode
- Protected with Yamada overload protector
- Top flange discharge with semi-circumferential cooling for continuous duty

Applications

- Lime slurries
- Mill scale
- Coal runoff sumps
- Wash down sumps
- Mining
- Tunneling
- Quarries

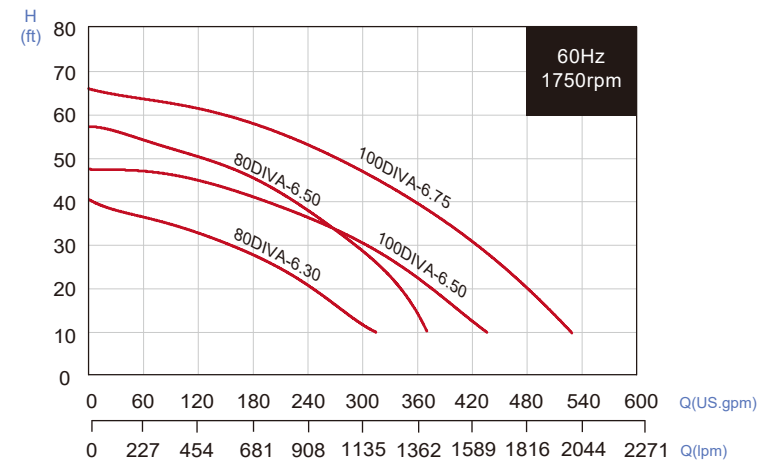
Data Chart

Type	Output		Discharge Inch	F.L.A.		Rated		Maximum		Free Passage mm	Weight(W/O Cable) kg
	HP	kW		3ø 230V	3ø 460V	Head FT	Cap. GPM	Head FT	Cap. GPM		
80DIVA-6.30	3	2.2	3"	8.9A	4.4A	32.8	115	40.6	310	0.5	171.6
80DIVA-6.50	5	3.7	3"	16.6A	8.3A	49.2	130	57.4	365	0.5	224.4
100DIVA-6.50	5	3.7	4"	16.6A	8.3A	32.8	275	47.5	435	0.5	224.4
100DIVA-6.75	7.5	5.5	4"	23.6A	11.8A	49.2	275	65.6	528	0.5	231
100(150)DIVA-6.100	10	7.5	4"(6")	29A	14.5A	43	396	69	793	20	150
100(150)DIVA-6.150	15	11	4"(6")	43A	21.5A	49	528	75	977	20	175
150(200)DIVA-6.200	20	15	6"(8")	58A	29A	49	1057	75	1638	25	250
150(200)DIVA-6.240	24	18	6"(8")	69A	34.5A	69	793	95	1400	25	360
150(200)DIVA-6.300	30	22	6"(8")	86A	43A	66	1030	112	1374	25	390
200DIVA-6.300L	30	22	8"	86A	43A	49	1321	85	1585	25	400

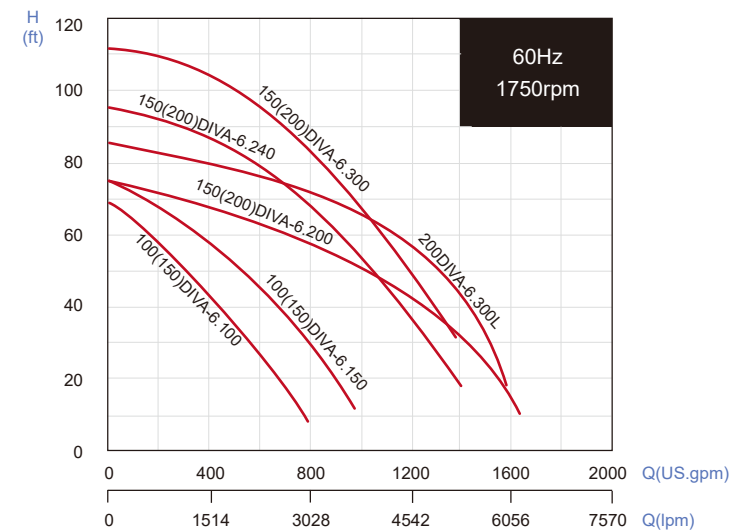
Specifications

Liquid Temperature	0~40°C (32~104°F)
Submersible depth	20M
Frequency	60Hz
Pole	4 Pole
Type	Dry Type
Insulation	Class F
Protection	IP 68
Protector	Auto-Cut
Bearing	Ball Type
Mechanical seal	Double Mechanical Seal
Impeller	Semi-open Impeller

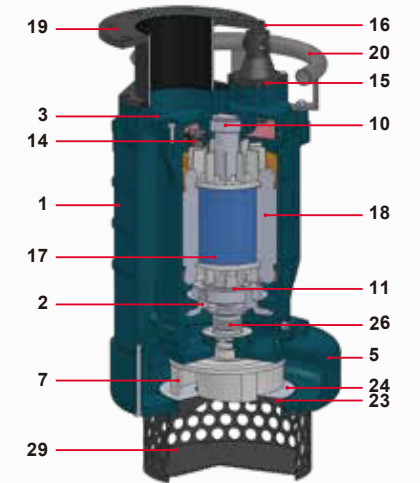
Performance Curve



All technical information is subject to change without notice.



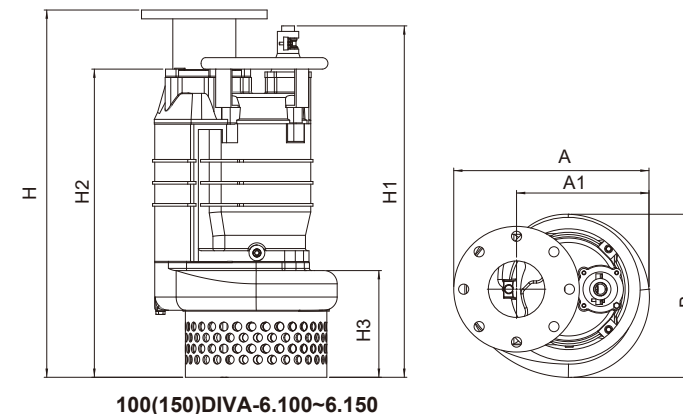
All technical information is subject to change without notice.



Parts and Material List

No.	Part	Material
1	Motor Frame	ASTM A48 Class 30
2	Bearing Bracket	ASTM A48 Class 30
3	Top Bracket	ASTM A48 Class 30
5	Pump Casing	ASTM A48 Class 30
7	Impeller	High Chrome Steel
10	Upper Bearing	NTN/TPI
11	Lower Bearing	NTN/TPI
14	Protector	YAMADA
15	Gland Holder	ASTM A48 Class 30
16	Cable Gland	BUNA N
17	Shaft with Rotor	10~15HP: AISI 410 20~30HP: AISI 420
18	Stator	
19	Discharge	SC
20	Handle	SC
23	Suction Plate	10~20HP: High Chrome Steel 30HP: ASTM A48 Class 30
24	Wearing Plate (30HP Only)	High Chrome Steel
26	Mechanical Seal	Upper:SIC/SIC ; Lower:SIC/SIC
29	Strainer	SC

TPI is a family brand of NTN group.



100(150)DIVA-6.100~6.150

Dimensions (mm)

Type	A	A1	B	H	H1	H2	H3
80DIVA-6.30	346	247	310	620	630	530	180
80DIVA-6.50	354	275	322	700	694	607	180
100DIVA-6.50	354	275	322	700	694	607	180
100DIVA-6.75	354	275	322	700	694	607	180
100(150)DIVA-6.100	445	305	370	790	750	655	242
100(150)DIVA-6.150	445	305	370	790	750	655	242
150(200)DIVA-6.200	515	350	455	970	940	830	282
150(200)DIVA-6.240	615	445	530	1154	1160	1025	345
150(200)DIVA-6.300	615	445	530	1154	1160	1025	345
200DIVA-6.300L	615	445	530	1154	1160	1025	345