

SUBMERSIBLE DEWATERING PUMP

DIVA

SERIES 50HZ



Features

- Double mechanical seal SIC/SIC with SIC/SIC in oil bath
- Heavy-duty with drainage mode
- Protected with Yamada overload protector
- Top flange discharge with semi-circumferential cooling for continuous duty

Applications

- Lime slurries
- Mill scale
- Coal runoff sumps
- Wash down sumps
- Mining
- Tunneling
- Quarries

Data Chart

Type	Output		Discharge Inch	F.L.A. 3ø 400V	Rated		Maximum		Free Passage mm	Weight(W/O Cable) kg
	HP	kW			Head M	Cap. LPM	Head M	Cap. LPM		
80DIVA-5.30	3	2.2	3"	5.2A	10	550	12.7	1250	12	78
80DIVA-5.50	5	3.7	3"	9.0A	15	500	17.4	1500	12	104
100DIVA-5.50	5	3.7	4"	9.0A	10	1000	14	1600	12	102
100DIVA-5.75	7.5	5.5	4"	12.4A	15	900	19	2000	12	107
100(150)DIVA-5.100	10	7.5	4"(6")	16A	13	1500	19	2800	20	150
100(150)DIVA-5.150	15	11	4"(6")	22A	15	2000	22	3700	20	175
150(200)DIVA-5.200	20	15	6"(8")	31.9A	15	4000	22	6200	25	250
150(200)DIVA-5.240	24	18	6"(8")	35.5A	21	3000	29	5000	25	360
150(200)DIVA-5.300	30	22	6"(8")	44.6A	20	3800	35	5200	25	390
200DIVA-5.300L	30	22	8"	44.6A	15	4900	26	6000	25	400

Specifications


Liquid Temperature		0~40°C (32~104°F)
Submersible depth		20M
Motor Part	Frequency	50Hz
	Pole	4 Pole
	Type	Dry Type
	Insulation	Class F
	Protection	IP 68
Pump Part	Protector	Auto-Cut
	Bearing	Ball Type
	Mechanical seal	Double Mechanical Seal
	Impeller	Semi-open Impeller

Section View



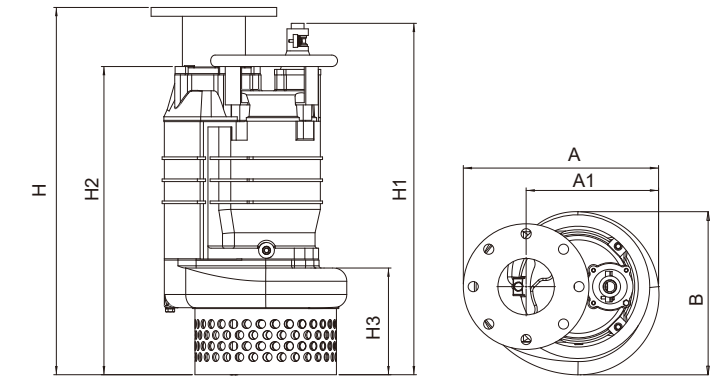
High Chrome Steel Semi-open Impeller

Agitator (Optional) EN-GJS-500



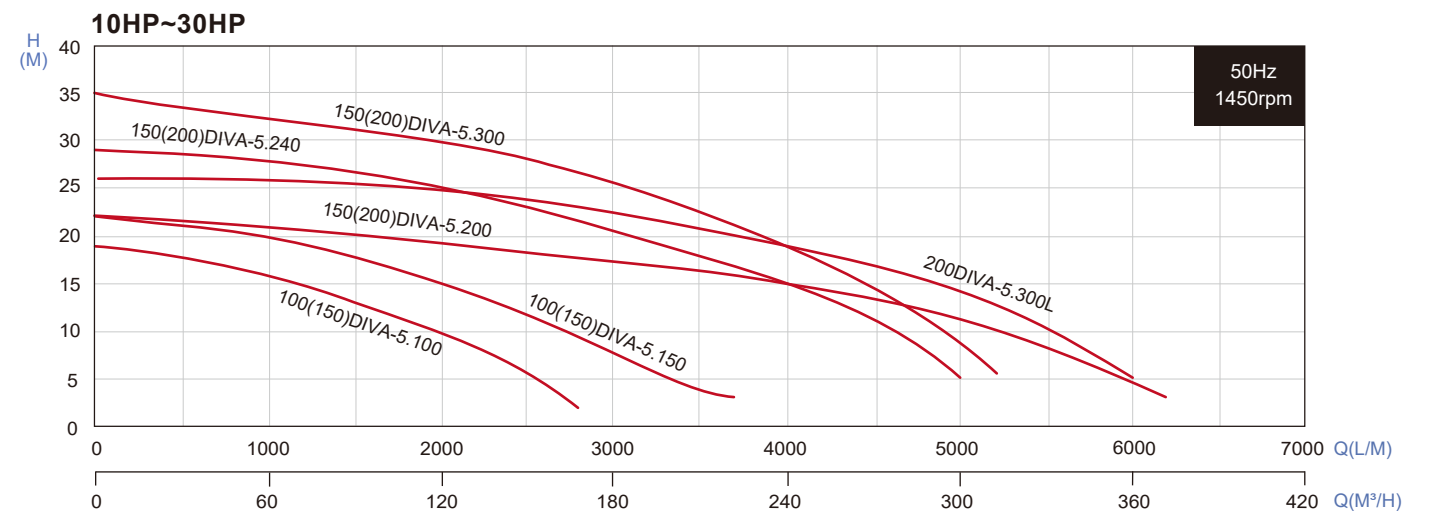
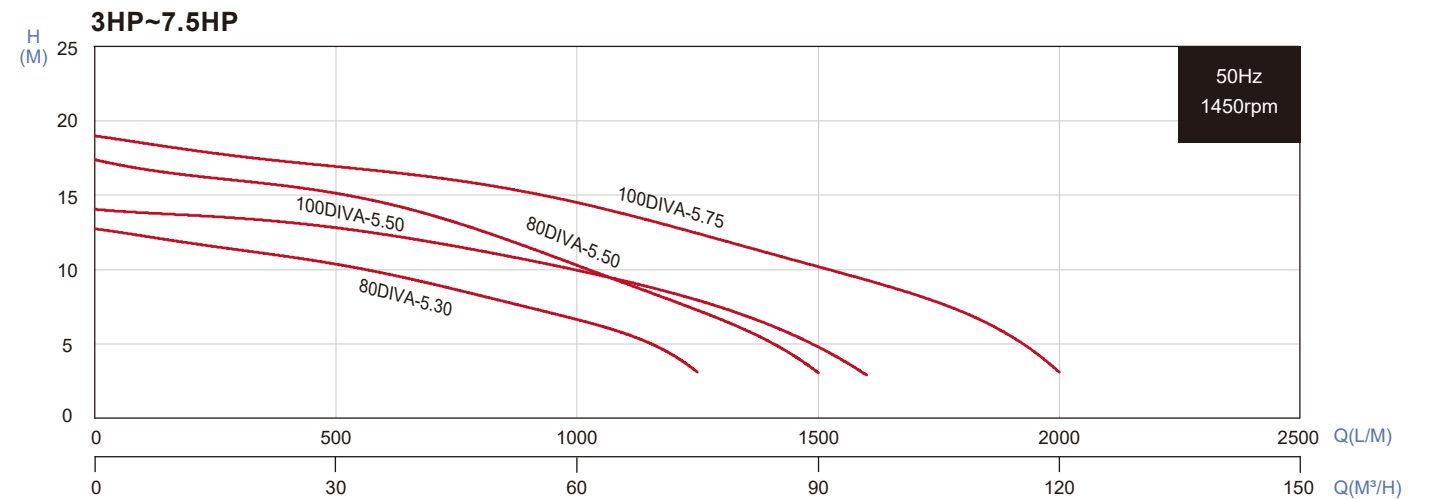
Dimensions (mm)

Type	A	A1	B	H	H1	H2	H3
80DIVA-5.30	346	247	310	620	630	530	180
80DIVA-5.50	365	275	352	699	694	607	180
100DIVA-5.50	354	275	322	700	694	607	180
100DIVA-5.75	365	275	352	699	694	607	180
100(150)DIVA-5.100	445	305	370	790	750	655	242
100(150)DIVA-5.150	445	305	370	790	750	655	242
150(200)DIVA-5.200	515	350	455	970	940	830	282
150(200)DIVA-5.240	615	445	530	1154	1160	1025	345
150(200)DIVA-5.300	615	445	530	1154	1160	1025	345
200DIVA-5.300L	615	445	530	1154	1160	1025	345



100(150)DIVA-5.100~5.300L

Performance Curve



All technical information is subject to change without notice.